

2024

CLIMATE REPORT

WHO IS TEAMTRONIC?

Teamtronic A/S is a Danish lighting supplier specialising in producing and delivering professional LED lighting. Teamtronic was established in 1990, with the primary focus being the production of technical components within light-emitting diodes – hence the name Teamtronic.

Today, we at Teamtronic develop and produce ready-made lighting fixtures for both indoor and outdoor lighting. We have a range of carefully selected lighting fixtures, each of which meets the specific requirements for lighting areas such as Offices, schools and institutions, healthcare and the pharmaceutical industry, and retail.

OUR VISION

To be the preferred lighting supplier within general lighting, focusing on lighting technology and ceiling systems.

OUR MISSION

We dedicate ourselves to elevating general lighting to new heights through lighting-technical and architectural solutions for the project market within the following core areas: offices, schools/education, healthcare and pharmaceutical industries, and retail.

TABEL OF CONTENTS

OVERVIEW

- 4 Comments from the CEO
- 5 Foreword
- 6 Greenhouse Gas (GHG) Emissions Inventory
- 8 Emission Calculation Methodology
- 9 Limitations
- 10 Progress Towards Scope 3 Reporting
- 11 Reduction Initiatives
- 12 Glossary
- 13 Data Sources and References



Comments from the CEO

The Road to 2028

In Teamtronic's strategy, "The Road to 2028," climate is a central point on our agenda. The 2024 climate report marks the first steps on a long but important journey. We must continue our technological development with a focus on utilizing the latest technology to create energy-efficient lighting fixtures. However, it is also essential for us to critically assess the surrounding factors when producing lighting fixtures.

The purpose of the 2024 climate report is to establish a baseline that enables us to begin optimizing and identifying the right solutions and focus areas that make a tangible difference for the climate. Both large and small initiatives will become part of our daily operations, and all Teamtronic employees must work together to find new ways of working to create a collective effort. The management at Teamtronic plays a crucial role in creating the right framework for both the company and its employees.

Our Operations

In the coming years, we will work towards greater transparency regarding the carbon footprint Teamtronic generates through our production of lighting products. Therefore, our focus will be on documenting the environmental impact of our products and ensuring reliable data for LCA calculations. We will also explore ways to optimize our supply chain in Scope 3 and further improve our internal processes under Scope 1.

We are already in the process of transitioning our vehicles from fossil fuels to electric power. Another key focus area is finding the best ways to recycle our resources in daily operations. All these initiatives make a difference, which is why it is essential to prioritize them in our everyday work.

We recognize that this journey will bring both challenges and opportunities, but we are firmly committed to taking responsibility.

Through close collaboration with our employees and external partners, as well as continuous evaluation of our progress, we are confident that we can create a positive impact.

- Mathias Joachim Larsen, CEO Teamtronic



Foreword

At Teamtronic A/S, we recognize the growing urgency of global climate action and the necessity for businesses to take part in the reduction of greenhouse gas emissions. As a small- and medium-sized enterprise operating in the lighting industry, we are committed to understanding, managing, and reducing our CO2 equivalents in an accountable and transparent manner.

This 2024 Climate Report marks an important step in the sustainability journey of Teamtronic, as it is our first climate report. In this report, we emphasize measuring and disclosing our Scope 1 and Scope 2 emissions, aligning our results with the Greenhouse Gas Protocol (GHG) standards. The emissions of Scope 3 are not included in this year's report due to their complexity and our determination to report results that are comprehensive and well-documented. We believe in reporting with integrity, thus avoiding partial disclosures that may not fully capture the broader picture. In preparation for the 2025 Climate Report and its insertion of Scope 3, we have already begun measuring multiple categories and undertaking certain initiatives to reduce the projected Scope 3 emissions.

Beyond emissions reporting, we are actively implementing emission reduction initiatives, including waste management, optimization of the supply chain, and product innovations where reusability is considered throughout the design process. Through the implementation of such initiatives, we remain committed to refining our climate strategy to align with global sustainability goals and industry best practices.

The publishing of this report is directed at our stakeholders and customers, providing them with a clear and transparent account of our environmental impact, progress, and future commitments.

Greenhouse Gas (GHG) Emissions Inventory

SCOPE 1

As illustrated in the table below, our Scope 1 emissions demonstrate energy-efficient production practices at our home facility, achieving zero CO₂ emissions due to the complete absence of gas and oil consumption in our production processes.

However, our fleet of company vehicles currently relies predominantly on fossil fuels, resulting in significant Scope 1 emissions totalling 31.8 tonnes of CO₂. Specifically, diesel vehicles accounted for 21.2 tonnes, and gasoline vehicles contributed an additional 10.6 tonnes. This highlights an important area of improvement for our sustainability efforts moving forward into 2025.

Category	Consumption 1*	Units	CO ₂ e - emissions	Units
Gas- and oil consumption from production	0	kWh	0	tonnes CO ₂ e
Fuel (Cars) Diesel	7974	Litre	21.2	tonnes CO ₂ e
Fuel (Cars) Gasoline	4582	Litre	10.6	tonnes CO ₂ e
TOTAL			31.8	tonnes CO₂e

Consumption 1 - Location Kratholmvej 27b, DK-5260 Odense S*

Consumption 2 - Location Agerhatten 16C, DK-5220 Odense SØ*

Greenhouse Gas (GHG) Emissions Inventory

SCOPE 2

As shown in the Scope 2 emissions table, electricity consumption from the grid was the largest source, resulting in approximately 4.7 tonnes of CO₂ emissions. District heating contributed an additional 1.4 tonnes. Together, these sources led to total Scope 2 emissions of 6.2 tonnes CO₂. Addressing our energy sourcing strategies and increasing renewable energy use, presents significant opportunities for further emission reductions.

Although we strive to provide the most comprehensive overview of emissions possible, we have encountered certain limitations, which are discussed in further detail in the Limitations section.

Category	Consumption 1*	Consumption 2*	Units	CO ₂ e - emissions	Units
Electricity (Consumption of electricity from the grid)	57831	2262,26	kWh	4.7	tonnes CO ₂ e
District heating	115,8	22,95	GJ	1.4	tonnes CO ₂ e
TOTAL				6.2	tonnes CO₂e

Consumption 1 - Location Kratholmvej 27b, DK-5260 Odense S*





Consumption 2 - Location Agerhatten 16C, DK-5220 Odense SØ*

Emission Calculation Methodology

Data Collection Approach and Emission Factors

To ensure accuracy and consistency in our emissions reporting, Teamtronic has collaborated closely with our energy suppliers to compile detailed data on electricity and fuel consumption for 2024. We utilize specific emission factors to convert this consumption data into CO₂ equivalents (CO₂e), a universal metric used to measure and compare the global warming potential of different greenhouse gases.

Our calculations follow the Greenhouse Gas Protocol (GHG Protocol) guidelines, applying the following emission factors consistently across our reporting period

Diesel	Gasoline	Electricity	CO ₂ equivalents
			
(2.66 kg. per litre)	(2.31 kg. per litre)	(0.78 gr. per kWh)	(10.44 kg. per KJ)

Energy consumption data (in litres for fuel and kWh for electricity) are multiplied by these respective emission factors to obtain total emissions in kilograms of CO₂e. The data is aggregated at each site (Agerhatten and Kratholmvej) to accurately reflect overall emissions.

Limitations

While we strive for precise and comprehensive reporting, we acknowledge certain data limitations in our calculations:


Location - Agerhatten

Energy consumption for our previous location at Agerhatten has been estimated. The property lessor provided a total electricity consumption figure for the period 01.07.2023 – 29.02.2024, but not a detailed month-by-month breakdown. Consequently, an estimate was made to allocate consumption appropriately within the reporting period.

Location - Valby

Electricity consumption data for our shared showroom in Valby is currently unavailable, as the property lessor does not provide a detailed consumption breakdown. This remains a data gap that we are actively working to re-solve, and we expect to include it in next year's climate report.

teamtronic



Progress Towards Scope 3 Reporting

At Teamtronic, we acknowledge the importance of addressing Scope 3 emissions to gain a more comprehensive understanding of our climate impact. While Scope 3 emissions are not included in this year's report, we have taken significant steps to establish a structured approach for their assessment and future reporting. Throughout 2024, we have initiated data collection efforts across key Scope 3 categories, including business travel, purchased goods and services, transportation and distribution, waste management, and employee commuting. These efforts will enable us to integrate multiple Scope 3 categories into our next climate report in 2025.

As part of our Scope 3 data collection process, we have encountered challenges in data availability and accuracy, particularly in supply chain emissions and indirect energy consumption. To address these challenges, we are working to improve supplier engagement, enhance data collection methodologies, and close existing data gaps. One such challenge is the lack of detailed electricity consumption data for our shared showroom and office in Valby, which remains unavailable from the property lessor. Efforts are ongoing to obtain more granular data, and we anticipate including this information in future reports.

Looking ahead, we expect the 2024 report to serve as the foundation for refining our scope 3 reporting framework. Our roadmap includes further collaborations with suppliers, the standardized data collection process implementation, and further expansion of our reporting boundaries. By 2025, we anticipate incorporating multiple categories of Scope 3 into our annual climate report, with a long-term commitment to enhancing data quality and transparency.



Reduction Initiatives

Vehicles

Recognizing that transportation constitutes our primary source of Scope 1 emissions, we have initiated a comprehensive transition from fossil-fuel-powered vehicles to a fully electric fleet. In 2024, Teamtronic invested significantly in acquiring a new fleet comprising 6 fully electric vehicles, entirely replacing our existing combustion-engine fleet.

This transition is anticipated to substantially reduce our direct emissions footprint and aligns with our long-term sustainability vision. Beyond emissions reductions, adopting electric vehicles will lower our dependency on fossil fuels, mitigate future operational risks associated with fuel-price volatility, and position Teamtronic as a forward-thinking, environmentally responsible enterprise.

We expect this initiative alone to deliver significant and measurable decreases in Scope 1 emissions in future reporting cycles.

European Partnership Opportunities

As part of our emission reduction efforts, we are exploring partnerships with European suppliers to enhance supply chain efficiency. Such collaborations are expected to reduce emissions by optimizing transportation routes, minimizing logistical distances, and improving resource utilization. A partnership of this kind could significantly reduce indirect emissions linked to procurement and distribution, directly supporting our climate objectives.



Reduction Initiatives

Papirværk

In line with our commitment to a circular economy, we have entered a strategic partnership with Papirværk, a local company specializing in sustainable paper recycling. Papirværk ensures that 100% of Teamtronic's paper waste is regularly collected and transformed into new paper products without the introduction of additional raw materials or harmful chemicals.

This partnership significantly reduces waste-related emissions, minimizes the environmental impacts associated with raw material extraction, and reinforces our commitment to local sustainability initiatives. Moreover, it supports the broader goals of resource efficiency and waste reduction aligned with global best practices and industry standards.



Glossary

Greenhouse Gas (GHG) Emissions Inventory: An organized accounting of the greenhouse gases emitted by an organization over a defined period expressed as CO₂ equivalents (CO₂e) Carbon Dioxide, Methane, and Nitrous Oxide. Etc.

Scope 1 Emissions: Direct emissions are generated from sources owned or controlled by the company, such as vehicles, machinery, and fuel combustion from company-owned facilities.

Scope 2 Emissions: Indirect emissions from purchased electricity, heating, and cooling used by the organization. These emissions occur at the power generation source.

Scope 3 Emissions: Indirect emissions arise from sources not directly owned or controlled by the organization, such as supply chain activities, business travel, employee commuting, waste disposal, and product lifecycle stages.

CO₂ Equivalents (CO₂e): A unit of measurement used to standardize the global warming impact of different greenhouse gases, expressed in terms of the amount of CO₂ that would have an equivalent warming impact.

Emission Factor: A coefficient representing the quantity of greenhouse gases released per unit of fuel or energy consumed.

Circular Economy: An economic system focused on minimizing waste and maximizing resource reuse by recycling materials and extending product life cycles.

Data Sources and references

Sources for emission factors

Used sources	Units
GHG (CO ₂ e)	https://www.fjernvarmefyn.dk
Electricity	https://www.ens.dk
Gasoline	https://www.ens.dk
Diesel	https://www.ens.dk

Sources for consumption

Used sources	Units
Electricity consumption	https://www.eloverblik.dk
District heating	https://www.fjernvarmefyn.dk
Fuel	Company Reporting

An aerial photograph of a winding asphalt road cutting through a dense, lush green forest. The road curves from the bottom left towards the bottom right. A small white car is visible on the road in the lower right corner. The text 'teamtronic' is centered in the middle of the image, with a white underline beneath it.

teamtronic